

Basic Non Fail-Safe modulating actuator for controlling dampers in typical commercial HVAC applications.


- Torque motor 90 in-lb [10 Nm]
- Nominal voltage AC/DC 24 V
- Control Modulating
- Position feedback 2...10 V



Picture may differ from product



5-year warranty



## Technical data

<b>Electrical data</b>	Nominal voltage	AC/DC 24 V
	Nominal voltage frequency	50/60 Hz
	Nominal voltage range	AC 19.2...28.8 V / DC 21.6...28.8 V
	Power consumption in operation	1.5 W
	Power consumption in rest position	0.4 W
	Transformer sizing	5 VA
	Electrical Connection	18 AWG plenum cable with 1/2" NPT conduit connector, degree of protection NEMA 2 / IP54, 1 m, 3 m, and 5 m
	Overload Protection	electronic throughout 0...95° rotation
<b>Functional data</b>	Torque motor	90 in-lb [10 Nm]
	Operating range Y	2...10 V
	Operating range Y note	4...20 mA w/ ZG-R01 (500 Ω, 1/4 W resistor)
	Input impedance	100 kΩ (0.1 mA), 500 Ω
	Position feedback U	2...10 V
	Position feedback U note	Max. 0.5 mA
	Direction of motion motor	selectable with switch 0/1
	Manual override	external push button
	Angle of rotation	Max. 95°
	Angle of rotation note	adjustable with mechanical stop
	Running Time (Motor)	95 s / 90°
	Running time motor note	constant, independent of load
	Noise level, motor	45 dB(A)
<b>Safety data</b>	Position indication	Mechanical, 30...65 mm stroke
	Power source UL	Class 2 Supply
	Degree of protection NEMA/UL	NEMA 2
	Housing	UL Enclosure Type 2
	Agency Listing	cULus acc. to UL60730-1A/-2-14, CAN/CSA E60730-1:02 CE acc. to 2014/30/EU and 2014/35/EU
	Quality Standard	ISO 9001
	UL 2043 Compliant	Suitable for use in air plenums per Section 300.22(C) of the NEC and Section 602 of the IMC
	Ambient humidity	Max. 95% RH, non-condensing
	Ambient temperature	-22...122°F [-30...50°C]

## Technical data

<b>Safety data</b>	Storage temperature	-40...176°F [-40...80°C]
	Servicing	maintenance-free
<b>Weight</b>	Weight	2.2 lb [1 kg]
<b>Materials</b>	Housing material	UL94-5VA
<b>Footnotes</b>	†Rated Impulse Voltage 800V, Type action 1, Control Pollution Degree 3.	

## Product features

<b>Application</b>	<p>For proportional modulation of dampers in HVAC systems. Actuator sizing should be done in accordance with the damper manufacturer's specifications.</p> <p>The actuator is mounted directly to a damper shaft up to 1.05" in diameter by means of its universal clamp, 1/2" self centered default. A crank arm and several mounting brackets are available for applications where the actuator cannot be direct coupled to the damper shaft.</p> <p>The actuator operates in response to a 2 to 10 VDC, or with the addition of a 500 <math>\Omega</math> resistor, a 4 to 20 mA control input from an electronic controller or positioner. A 2 to 10 VDC feedback signal is provided for position indication or master-slave applications.</p>
<b>Operation</b>	<p>The actuator is not provided with and does not require any limit switches, but is electronically protected against overload. The anti-rotation strap supplied with the actuator will prevent lateral movement.</p> <p>The NMB(X) series provides 95° of rotation and a visual indicator indicates position of the actuator. When reaching the damper or actuator end position, the actuator automatically stops. The gears can be manually disengaged with a button on the actuator cover.</p> <p>The NMB(X)24-SR... actuators use a sensorless brushless DC motor, which is controlled by an Application Specific Integrated Circuit (ASIC). The ASIC monitors and controls the actuator's rotation and provides a digital rotation sensing (DRS) function to prevent damage to the actuator in a stall condition. Power consumption is reduced in holding mode.</p> <p>Add-on auxiliary switches or feedback potentiometers are easily fastened directly onto the actuator body for signaling and switching functions.</p>
<b>Typical specification</b>	<p>Proportional control damper actuators shall be electronic direct-coupled type, which require no crank arm and linkage and be capable of direct mounting to a shaft from 1/4" to 1/2" diameter. Actuators must provide proportional damper control response to a 2 to 10 VDC or, with the addition of a 500<math>\Omega</math> resistor, a 4 to 20 mA control input from an electronic controller or positioner. Actuators shall have brushless DC motor technology and be protected from overload at all angles of rotation. Actuators shall have manual override on the cover. Run time shall be constant and independent of torque. Actuators shall be cULus listed, have a 5-year warranty, and be manufactured under ISO 9001 International Quality Control Standards. Actuators shall be as manufactured by Belimo.</p>

## Accessories

Electrical accessories	Description	Type
	Auxiliary switch 1x SPDT add-on	S1A
	Auxiliary switch 2x SPDT add-on	S2A
	Feedback potentiometer 10 k $\Omega$ add-on, grey	P10000A GR
	Feedback potentiometer 1 k $\Omega$ add-on, grey	P1000A GR
	Feedback potentiometer 140 $\Omega$ add-on, grey	P140A GR
	Feedback potentiometer 2.8 k $\Omega$ add-on, grey	P2800A GR
	Feedback potentiometer 5 k $\Omega$ add-on, grey	P5000A GR
	Feedback potentiometer 500 $\Omega$ add-on, grey	P500A GR
	Positioner for wall mounting	SGA24
	Convert Pulse Width Modulated Signal to a 2...10 V Signal for Belimo Proportional Actuators	PTA-250
	DC Voltage Input Rescaling Module	IRM-100
	Resistor, 500 $\Omega$ , 1/4" wire resistor with 6" pigtail wires	ZG-R01
	Transformer, AC 120 V to AC 24 V, 40 VA	ZG-X40

## Accessories

## Mechanical accessories

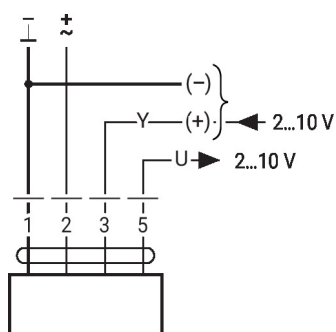
Description	Type
Terminal-strip cover for NEMA 2 rating (-T models).	ZS-T
Description	Type
Shaft clamp reversible, clamping range $\varnothing 8...20$ mm	K-NA
Mounting bracket for AF..	ZG-100
Mounting bracket for AF / NF	ZG-101
Mounting bracket	ZG-103
Mounting bracket	ZG-104
Mounting kit for linkage operation for flat installation	ZG-NMA
Shaft extension 240 mm $\varnothing 20$ mm for damper shaft $\varnothing 8...22.7$ mm	AV8-25
Shaft extension for 1/2" diameter shafts (3.8" L).	ZG-NMSA-1
Weather shield 13x8x6" [330x203x152 mm] (LxWxH)	ZS-100
Weather shield 406x213x102 mm [16x8-3/8x4"] (LxWxH)	ZS-150
Wrench 0.32 in and 0.39 in [8 mm and 10 mm]	TOOL-06
Linkage kit	ZG-JSL
Jackshaft RetroFIT+ Linkage with Belimo Rotary Actuators	









## Electrical installation

## Wire colors:

- 1 = black
- 2 = red
- 3 = white
- 5 = orange

AC/DC 24 V, modulating



1	2	3	0 1	0 1
		2 V		
		10 V		

## Dimensions

PC

