

Positioners suitable for use with modulating damper actuators

- For surface mounting



Picture may differ from product

Technical data

Electrical data	Nominal voltage	AC/DC 24 V
	Nominal voltage frequency	50/60 Hz
	Nominal voltage range	AC 19.2...28.8 V / DC 19.2...28.8 V
	Power consumption in operation	0.3 W
	Power consumption for wire sizing	1 VA
	Output power note	for max. 10 actuators
	Connection supply / control	Terminals 1.5 mm ²
	Electrical connection	Terminals
Functional data	Operating range Y	2...10 V
	Operating range Y note	Operating range selectable 0...10 V or 2...10 V
	Scale	0...100% (angle of rotation can be limited mechanically with rotary knob)
Safety data	Protection class IEC/EN	III, Safety Extra-Low Voltage (SELV)
	Degree of protection IEC/EN	IP40 IP protection in consideration of the installation specification
	EMC	CE according to 2014/30/EU
	Type of action	Type 1
	Ambient humidity	Max. 95% RH, non-condensing
	Ambient temperature	-20...50°C [-4...122°F]
	Storage temperature	-40...80°C [-40...176°F]
	Servicing	maintenance-free
Weight	Weight	0.14 kg

Safety notes



- The device must not be used outside the specified field of application, especially not in aircraft or in any other airborne means of transport.
- Only authorised specialists may carry out installation. All applicable legal or institutional installation regulations must be complied with during installation.
- The device may only be opened at the manufacturer's site. It does not contain any parts that can be replaced or repaired by the user.
- The device contains electrical and electronic components and must not be disposed of as household refuse. All locally valid regulations and requirements must be observed.

Product features

Operating mode The positioner is supplied with operating voltage via terminals 1 and 2. Proportional. Proportionate to the position of the rotary knob, a control signal Y is generated, which is either 2...10 V or 0...10 V, or a position change occurs at the actuator within the range of 0...100% (min...max). The angle of rotation of the adjustment knob can be subjected to mechanical limitation.

Application The positioner is used for the (remote) control of modulating damper actuators or as a minimum positioner (lower limitation of output signals from modulating controllers). The adjustment range is 0...100% angle of rotation of the connected actuator.

Simple changeover The switching from 2...10 V to 0.5...10 V is accomplished by means of a slide switch on the printed circuit board.

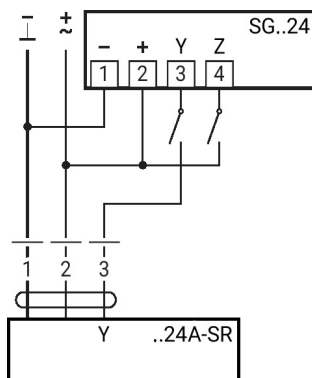
Electrical installation



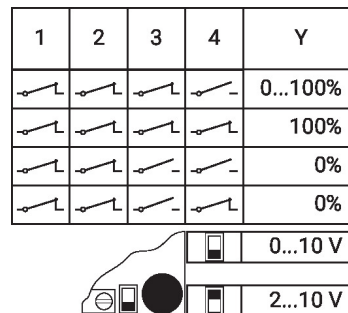
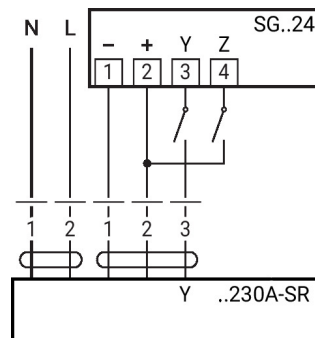
Supply from isolating transformer.

Wiring diagrams

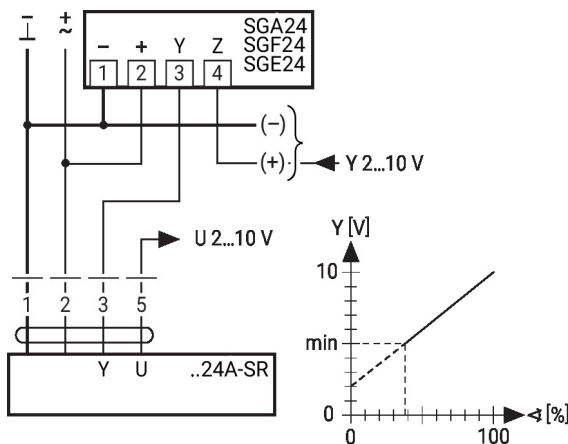
AC/DC 24 V



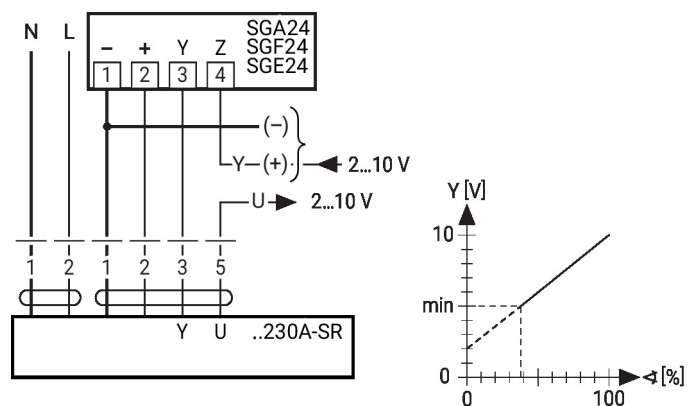
AC 230 V

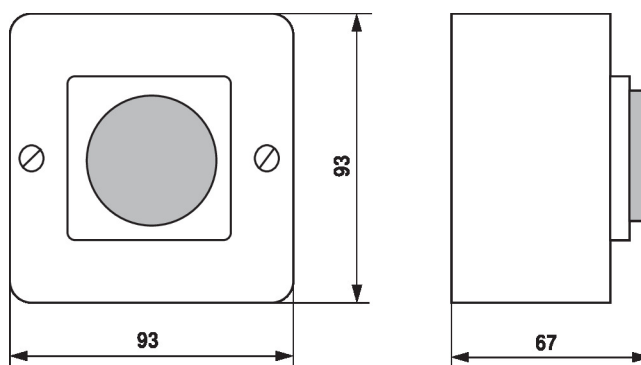


AC/DC 24 V, minimum limit



AC 230 V, minimum limit



Dimensions

Type

SGA24

Weight

0.14 kg